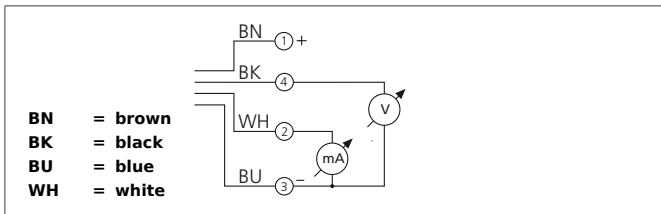



DCC 30 M 20/10 AIK-IBS

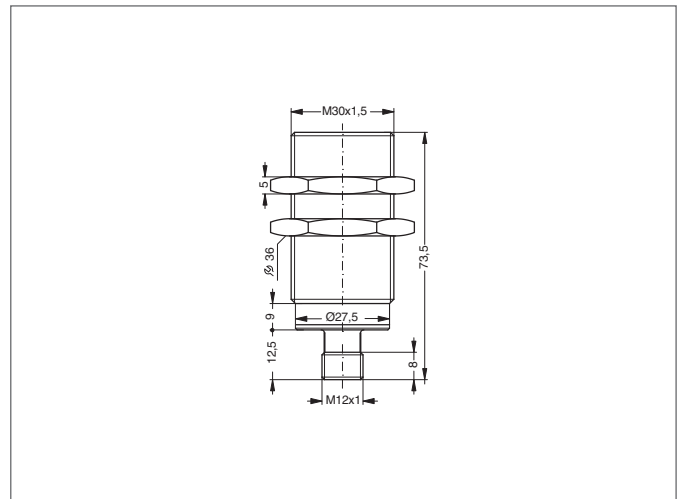
Inductive Proximity Switch

- Analog voltage output
- Analog current output
- Metal plug
- Integrated amplifier
- Short-circuit protection



Safety instructions

The Instruments are not to be used for safety applications, in particular applications in which safety of persons depends on proper operation of the instruments.
These instruments shall exclusively be used by qualified personnel.



TECHNICAL INFORMATION (typ.)	+20°C, 24V DC
Operating principle	Inductive
Evaluation	analog
Size	M30 x 1,5 (thread)
Design	screw
Mounting	quasi-flush
Characteristics	extremely high operating distance
Operating distance	0 ... 20 mm
Standardized measuring plate	60 x 60 x 1 mm
Service voltage	15 ... 30 V DC
No-load current	< 12 mA
Analog output	0 ... 10 V, 4 ... 20 mA
Shock-/vibration load	10 ... 55 Hz / 1,0 mm / 30 g
Switching frequency	500 Hz
Reproducibility	± 0,05 mm (TA = constant) / 0,3 mm (23°C ± 5°C)
Ambient temperature, operation	-25 ... +45 °C
Insulation voltage endurance	1.000 V
Protection class	IP 67
Casing material	brass nickel plated
Connection	Connector, M12