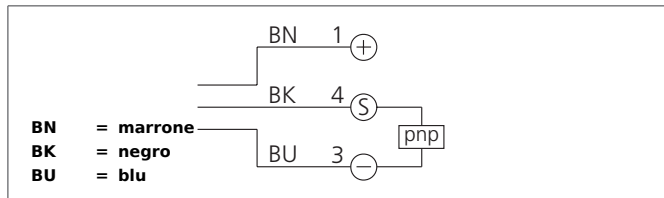



DCC 05 V 1.5 POLK

Inductive Proximity Switch

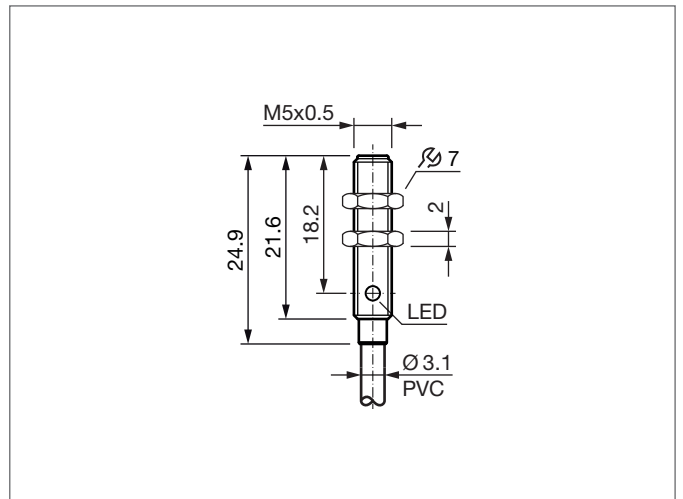
- Stainless steel casing
- Cable, highly flexible
- Integrated amplifier
- Short-circuit protection
- Starting pulse suppression
- LED



Safety instructions

The Instruments are not to be used for safety applications, in particular applications in which safety of persons depends on proper operation of the instruments.

These instruments shall exclusively be used by qualified personnel.



TECHNICAL INFORMATION (typ.)	+20°C, 24V DC
Operating principle	Inductive
Evaluation	digital
Size	M5 x 0,5 (thread)
Design	screw
Mounting	flush
Characteristics	increased operating distance
Operating distance	1,5 mm
Standardized measuring plate	5 x 5 x 1 mm
Service voltage	10 ... 30 V DC
No-load current	< 10 mA
Switching output	pnp, 100 mA, NC
Switching hysteresis	1 ... 20 %
LED indicator	yes
Voltage drop	< 1,5 V
Switching frequency	5000 Hz
Reproducibility	5 % (UB = 20 ... 30 V DC, TA = 23°C ± 5°)
Ambient temperature, operation	-25 ... +70 °C
Insulation voltage endurance	500 V
Protection class	IP 67
Casing material	stainless steel V2A (1.4305 / AISI 303)
Material	PBT (Sensor probe) PVC (Cable)
Connection	Cable, 2,0 m