

1/2"-20 Field Attachable Connectors

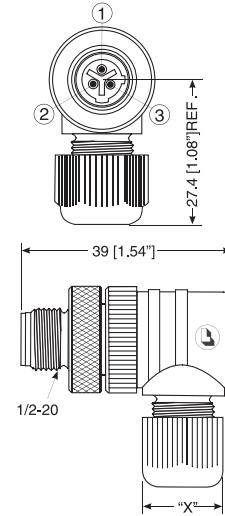
RSCW 3U | RKCW 3U



Male, 3-Pole

Field attachable connector, 1/2"-20 male right angle connector, 3-pole, dual keyway with threaded joint, assembling with screw terminals.

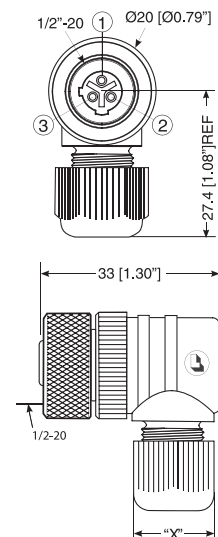
RSCW 3U



Female, 3-Pole

Field attachable connector, 1/2"-20 female right angle connector, 3-pole, dual keyway with threaded joint, assembling with screw terminals.

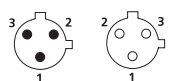
RKCW 3U



Pin Assignments

Face Views / 1/2"-20, Male / Female

3 pole





Be Certain with Belden

1/2"-20 Field Attachable Connectors

RSCW 3U | RKCW 3U

Technical Data

Environmental



Degree of protection	IP 67 / NEMA 6P
Operating temperature range	-25°C (-13°F) / +90°C (+194°F)

Mechanical

Housing / Molded body	Nylon, black
Insert	Nylon, black
Contact	Brass, tin alloy-plated
Coupling nut	Brass, nickel-plated
O-ring	FKM
Mode of connection	Screw terminals
Connectable conductor	18 AWG / 0.75 mm ²

Electrical

Contact resistance	≤ 5 mΩ
Nominal current at 40°C	4 A
Nominal voltage	250 V

Part Number		Pins	Cable Diameter Range	Characteristics
Male	Female			
RSCW 3U/7	RKCW 3U/7	3	3.0 - 6.5 mm	 
RSCW 3U/9	RKCW 3U/9		4.0 - 8.0 mm	